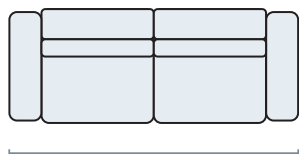
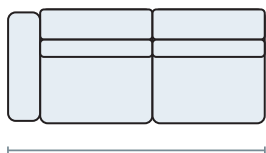


DIVANO FISSO



3 POSTI	215
INTERMEDIO	198
2 POSTI	166
POLTRONA	111

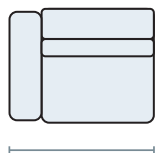
TERMINALE FISSO (disp. DX o SX)



3 POSTI	190
INTERMEDIO	173
2 POSTI	141

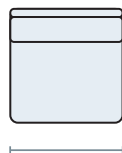
TERMINALE 1 POSTO FISSO

(disp. destro o sinistro)



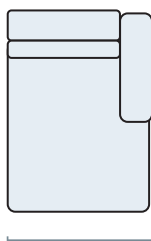
1 POSTO MAXI	109
1 POSTO MEDIO	100
1 POSTO	84

ELEMENTO CENTRALE



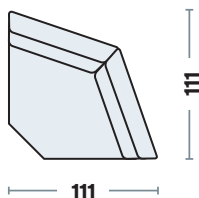
1 POSTO MAXI	84
1 POSTO MEDIO	74
1 POSTO	58

CHAISE LONGUE (disp. DX o SX)



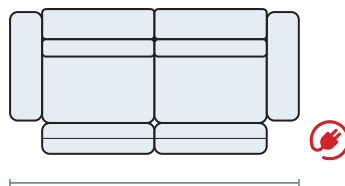
MAXI	110x163
MEDIA	100x163
C. LONGUE	84x163

ANGOLO RETTO



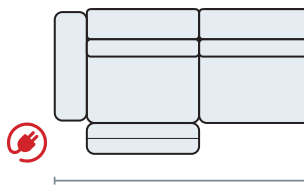
111

DIVANO RELAX



3 POSTI	220
INTERMEDIO	203
2 POSTI	170
POLTRONA	113

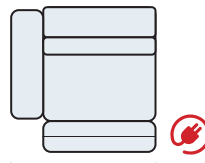
TERMINALE RELAX (disp. DX o SX)



3 POSTI	196
INTERMEDIO	176
2 POSTI	145

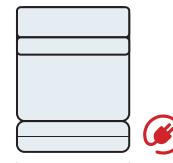
TERMINALE 1 P. RELAX

(disp. destro o sinistro)



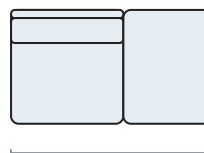
1 POSTO MAXI	112
1 POSTO MEDIO	102
1 POSTO	86

ELEM. CENTRALE RELAX



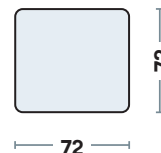
1 POSTO MAXI	86
1 POSTO MEDIO	76
1 POSTO	61

TERMINALE 1 POSTO POUF



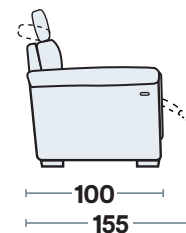
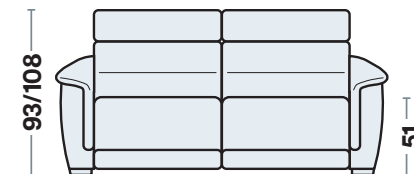
GRANDE	166
NORMALE	142
PICCOLO	126

POUF



72

Misure principali



Specifiche tecniche



Disponibile con 1 o 2 sedute relax elettriche



Batteria disponibile come optional



Ingresso USB nella pulsantiera a lato



Realizzabile in tessuto o pelle



Possibilità bicolore (con maggiorazione)

Note

Disponibile con piede in legno di serie

Caratteristiche e funzioni

DONDI **ARREDA**
DIVANI DAL 1958



Pulsantiera con ingresso USB



Vista frontale



Apertura seduta relax



Poggiatesta regolabili