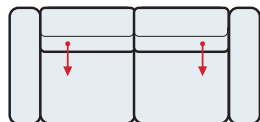
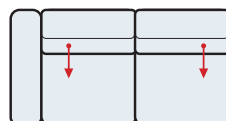


DIVANO FISSO



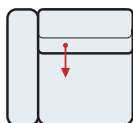
3 POSTI	226
INTERMEDIO	206
2 POSTI	186

TERMINALE FISSO (disp. DX o SX)



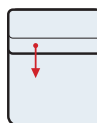
3 POSTI	190
INTERMEDIO	170
2 POSTI	150

TERMINALE FISSO (disp. DX o SX)



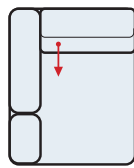
1 P. MAXI	113
1 P. MEDIO	103
1 POSTO	93

CENTRALE FISSO



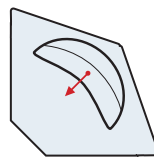
1 P. MAXI	77
1 P. MEDIO	67
1 POSTO	57

CHAISE LONGUE C/MARTELLLO (disp. DX o SX)



CH. LONGUE MAXI	113x150
CH. LONGUE MEDIA	103x150
CHAISE LONGUE	93x150


ANGOLO



125

125


POUF QUADRATO



75

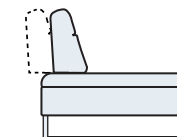
75

Misure principali



95

45



110/121

Specifiche tecniche



Schienali basculanti
per doppia profondità (110-121 cm)



Braccioli regolabili

Note

- Le CHAISE C/MARTELLLO e POUF QUADRATO non montano il piede a SLITTA
- Piede a SLITTA COL. ACCIAIO IMBRUNITO

Caratteristiche e funzioni



Particolare piede a slitta



Versione 3 posti



Schienali basculanti



Particolare chaise longue