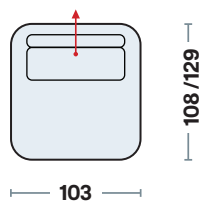
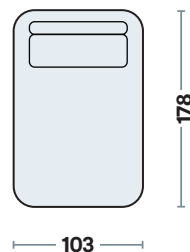


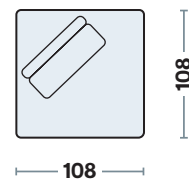
ELEM. CENTRALE



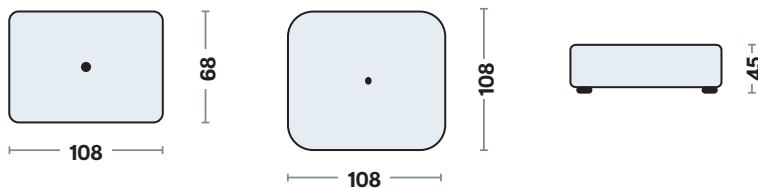
CHAISE LONGUE



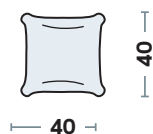
ELEM. AD ANGOLO



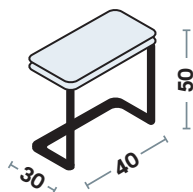
POUF



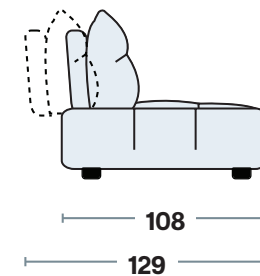
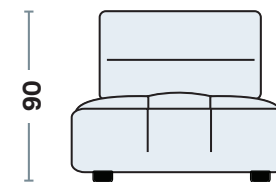
CUSCINO DECOR



SERVETTO



## Misure principali



## Specifiche tecniche



Schienali basculanti  
per doppia profondità

## Note

- Non sfoderabile
- Imbottitura sedute in poliuretano espanso, spalliere in fiocco.
- Piedi in plastica, rimovibili, non visibili.

# Caratteristiche e funzioni



Servetto



Composizione modulare



Schienali basculanti



Composizione modulare