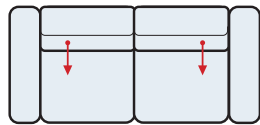
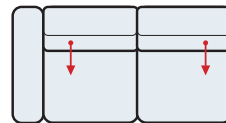


**DIVANO FISSO**



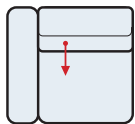
3 POSTI	226
INTERMEDIO	206
2 POSTI	186

**TERMINALE FISSO (disp. DX o SX)**



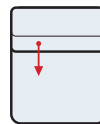
3 POSTI	190
INTERMEDIO	170
2 POSTI	150

**TERMINALE FISSO (disp. DX o SX)**



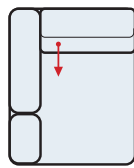
1 P. MAXI	113
1 P. MEDIO	103
1 POSTO	93

**CENTRALE FISSO**



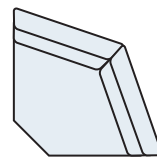
1 P. MAXI	77
1 P. MEDIO	67
1 POSTO	57

**CHAISE LONGUE C/MARTELLLO (disp. DX o SX)**



CH. LONGUE MAXI	113x150
CH. LONGUE MEDIA	103x150
CHAISE LONGUE	93x150

**ANGOLO**



125	125
-----	-----

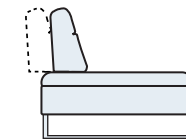
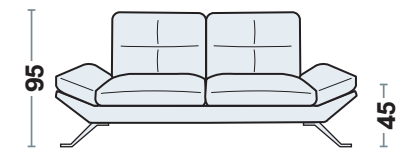
**POUF QUADRATO**



75

75

**Misure principali**



110/121

**Specifiche tecniche**



**Schienali basculanti**  
per doppia profondità (110-121 cm)



**Braccioli regolabili**

**Note**

- Le CHAISE C/MARTELLLO e POUF QUADRATO non montano il piede a SLITTA
- Piede a SLITTA COL. ACCIAIO IMBRUNITO

# Caratteristiche e funzioni



Particolare piede a slitta



Versione 3 posti



Schienali basculanti



Particolare chaise longue